







To: KOREL Jan. 10th, 2022

Panel	Model	QTY		Loading qty	Features & Functions
DC INVERTER, R32 GAS, A++/A+					
 JA	9K	293		293	Water pipe, auto-restart,auto-clean,I feel,timer,self diagnosis,LED display,turbo function,with nuts but no copper pipe and cable, T remote control, 8°C heating for tempering room, WIFI module, Heating Belt
	12K	1465		293	
	18K	220		220	
	24K	147		147	
 JP	12K	293		293	Water pipe, auto-restart,auto-clean,I feel,timer,self diagnosis,LED display,turbo function,with nuts but no copper pipe and cable, T remote control, 8°C heating for tempering room, WIFI module, Heating Belt
	18K	220		220	
 F series	12K	1216		304	Water pipe, auto-restart,auto-clean,I feel,timer,self diagnosis,LED display,turbo function,with nuts but no copper pipe and cable, H remote control, WIFI ready
	18K	260		260	
	24K	150		150	
 NEW Q series	12K	280		280	Water pipe, auto-restart,auto-clean,I feel,timer,self diagnosis,LED display,turbo function,with nuts but no copper pipe and cable, T remote control, 8°C heating for tempering room, WIFI module, UV Lamp, Golden fin, Active Carbon filter, 4D air flow
	18K	200		200	
Remarks:					